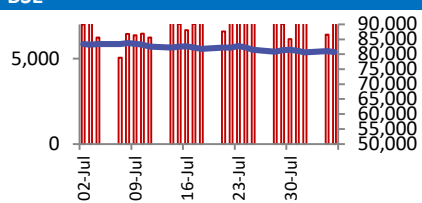
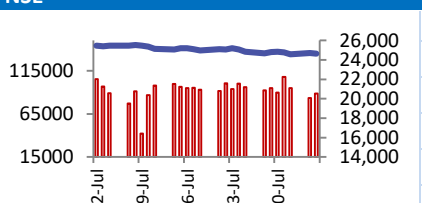


BSE		NSE			
	Open	80946		Open	24720
	High	81010		High	24733
	Low	80554		Low	24590
	Close	80710		Close	24650
	Change	-308		Change	-73
	Volume (Lacs)	7351		Volume(Lacs)	29045
	Turnover (Rs.inCr)	10464		Turnover(Rs.in Cr)	88655

World Markets	Current	Previous	Pt. Chg	Var(%)
Dow	44112	44174	(62)	-0.1%
Dow Futures	44334	44236	98	0.2%
Nasdaq	20917	21054	(137)	-0.7%
FTSE	9143	9128	14	0.2%
Nikkei	40814	40550	265	0.7%
Hang Seng	24838	24903	(65)	-0.3%
Gift Nifty	24761	24784	(23)	-0.1%
Straits Singapore	4201	4209	(7)	-0.2%
South Korea	3194	3198	(4)	-0.1%
Taiwan	23479	23661	(181)	-0.8%
Shanghai	3620	3618	3	0.1%

Commodity Prices	Current	Previous	Pt. Chg	Var(%)
Copper (\$/MT)	9639	9687	(49)	-0.5%
Alumin (\$/MT)	2563	2553	10	0.4%
Zinc (\$/MT)	2758	2750	9	0.3%
Brent Crude (\$/bbl)	68	68	0	0.5%
Gold (\$/Ounce)	3376	3381	(5)	-0.1%
Silver (\$/Ounce)	38	38	0	0.0%
Light Crude (\$/bbl)	65	65	0	0.5%
N G (\$/mmbtu)	3	3	0	0.0%
Sugar (\$/MT)	464	469	(5)	-1.1%
Rubber (Rs./kg)	204	203	1	0.5%
Baltic Dry Index	1921	1970	(49)	-2.5%

Currency Exchange Rate	Current	Previous	Var(%)
Rs./ \$ rate	87.80	87.66	0.16%
Rs./ Euro	101.34	101.38	-0.04%
Rs./Chinese Yuan	12.21	12.22	-0.08%
Yen / \$ rate	147.65	147.62	0.02%
\$ US/Euro	1.16	1.16	-0.04%

Dollar Index	Current	Previous	Var(%)
Dollar Index	98.77	98.78	-0.01%

Support/ Resistance Levels for Today		
	Nifty	Bank Nifty Fut
Support 1	24570	55300
Support 2	24500	55070
Resistance	24740	55770

Securities in Ban For Trade
PNBHOUSING

Market Review

US: US stocks retreated on Tuesday as investors digested the latest wave of corporate earnings, economic data, and various tariff updates.

Asia: Asia-Pacific markets traded mixed after losses on Wall Street as investors weighed weaker-than-expected economic data as well as fresh tariff comments from U.S. President Donald Trump.

India: Indian equity indices ended lower with bank, IT, oil & gas, FMCG, pharma down 0.5 percent each, while auto index up 0.4 percent. **Market is expected to open on a flattish note and likely to witness sideways move during the day.**

Global economy: Canada's trade relationship with the United States provided a critical lift in June, as both exports and imports surged, buffering broader global softness. Exports to the U.S. rose 3.1% month-over-month, while imports gained 2.6%, driving Canada's merchandise trade surplus with its largest partner to \$3.9 billion, up from \$3.6 billion in May.

South Korea's headline Consumer Price Index moderated to 2.1% yoy in July, matching market consensus expectations. On a month-over-month basis, inflation rose by 0.2% seasonally adjusted, maintaining the same pace as the previous month. Core inflation, which excludes agricultural and oil products, decreased to 2.3% yoy from 2.4% previously.

Commodities: Oil prices climbed on Wednesday, rebounding from a five-week low in the previous day, on concerns of supply disruptions after U.S. President Donald Trump's threats of tariffs on India over its Russian crude purchases.

Gold prices increased for the fifth day. This rise is due to possible lower interest rates in the United States. Investors are awaiting President Trump's decision on Federal Reserve appointments.

Currency: The dollar remained range bound as investors awaited President Trump's Federal Reserve Board nominee. U.S. services sector activity flat lined in July, highlighting the impact of tariffs. Despite this, the dollar's movements were muted, with traders hesitant to take positions before the Fed announcement.

FII Derivative Transactions (Rs. Cr)

Contracts	Purchase		Sell		Net	Open Interest (OI)		OI (Previous day)		Change	
	Contract	Value	Contract	Value		Contract	Value	Contract	Value	Contract	Value
Index Future	8046	1501	19870	3750	(2249)	202954	37819	191410	35777	11544	2042
Index Option	3716381	688990	3681191	682162	6828	1425934	264668	1275353	237297	150581	27371
Stock Future	245564	16981	287442	20255	(3274)	5374679	366244	5364493	367345	10186	(1101)
Stock Option	247823	18034	243229	17731	303	216427	14843	181917	12460	34510	2383
Total	4217814	725506	4231732	723898	1608	7219994	683574	7013173	652879	206821	30695

FII All Activity-BBG (Rs Cr)		Buy	Sell	Net
29-Jul-25		13016	16708	(3692)
30-Jul-25		12397	12559	(162)
31-Jul-25		15771	21924	(6153)
1-Aug-25		12007	13453	(1445)
4-Aug-25		9879	11847	(1968)
Month to date- Aug		21887	25300	(3413)
FII (Prov.) (Rs Cr)		Buy	Sell	Net
30-Jul-25		11888	12738	(850)
31-Jul-25		16820	22409	(5589)
1-Aug-25		9379	12746	(3366)
4-Aug-25		9015	11581	(2567)
5-Aug-25		15251	15274	(22)
Month to date-Aug		33646	39601	(5955)
DII (Prov.) (Rs. Cr)		Buy	Sell	Net
30-Jul-25		12890	11061	1829
31-Jul-25		17466	11093	6373
1-Aug-25		14990	11803	3187
4-Aug-25		14068	9682	4386
5-Aug-25		14251	10411	3840
Month to date-Aug		43310	31896	11414
FII Debt - BBG (Rs. Cr)		Buy	Sell	Net
29-Jul-25		1528	2174	(646)
30-Jul-25		6699	1390	5309
31-Jul-25		1450	1415	35
1-Aug-25		3631	1868	1763
4-Aug-25		2290	2616	(326)
Month to date- Aug		5921	4484	1436

Market Breadth	BSE		NSE	
	No.	%	No.	%
Advance	1743	42%	1147	38%
Decline	2299	55%	1802	60%
Unchanged	155	4%	73	2%

Market Turnover	05-Aug	04-Aug	Var (%)
BSE Cash	10464	6401	63%
NSE Cash	88655	83320	6%
NSE Futures	84943	89617	-5%
NSE Options	10866868	11502930	-6%
Total (Rs.Cr)	11050930	11682268	-5%

Volatility Index	05-Aug	04-Aug
Volatility Index	11.71	11.97

Index PE - TTM	05-Aug	Yr. High	Yr. Low
Sensex	21.82	25.20	20.32
Nifty	22.69	24.38	19.63

Corporate News
Titan plans Middle East jewellery manufacturing base as US hikes tariffs on Indian exports

Titan announced this month plans to acquire a majority stake in Dubai-based luxury retailer Damas, which operates 146 stores across the Gulf. In light of the deal, valued at \$283 mn. (FE)

NARCL offers ₹550 cr for Jaypee Cement & RIL Infra assets

For the Salem-ULundurpet toll road, NARCL has offered ₹280 cr against total debt of about ₹600 cr. The bid for Jaypee Cement stands at ₹270 cr against outstanding debt of ₹2,200 cr. Dalmia Bharat had earlier shown interest in acquiring Jaypee's cement assets. (FE)

Emami aims to build future-ready FMCG business across personal care and healthcare

Emami is strategically focusing on health food, nutrition, pet care, and aloe vera-based fruit juices to drive future growth. Co aims to sharpen its portfolio within three to five years, capitalizing on the increasing consumer preference for natural and herbal products. With a strong financial position, Emami is also open to acquisitions that align with its long-term vision. (ET)

Economy
Textile sector urges govt to scrap 11% cotton import duty

India's textile sector proposes a strategic move. They suggest eliminating the 11% duty on raw cotton imports. This could be a bargaining chip in trade talks with the United States. The goal is to secure favorable terms for Indian textiles and garments. Removing the duty may boost export competitiveness. (ET)

State-run refiners cut Russian oil imports sharper than private peers

India's imports of Russian oil fell 24% YoY in July 2025, with state-run refiners driving the sharper drop. Rising compliance concerns, US sanctions threat, and a shift toward US and Middle East crude mark a strategic shift in India's evolving oil procurement mix. (ET)

International
OpenAI in talks for share sale at \$500 bln valuation- Bloomberg

OpenAI is in early talks for a potential secondary share sale valuing the AI startup at \$500 bn, Bloomberg reported on Wednesday, citing people briefed on investment discussions. The \$500 bn valuation marks a sharp jump from an earlier report pegging OpenAI at a \$300 bn valuation. (ET)

Top 5 Nifty Gainers	05-Aug	04-Aug	Var(%)
INDUSINDBK	819	804	1.9%
TITAN	3418	3356	1.8%
SBILIFE	1857	1832	1.4%
MARUTI	12537	12365	1.4%
TRENT	5318	5249	1.3%
Top 5 Nifty Losers	05-Aug	04-Aug	Var(%)
ADANIPTS	1358	1389	-2.2%
ADANIENT	2328	2364	-1.5%
RELIANCE	1392	1412	-1.4%
INFY	1460	1481	-1.4%
ICICIBANK	1444	1463	-1.3%

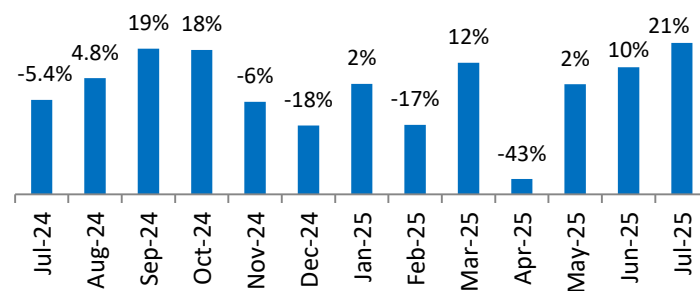
BSE Index Watch	Last	1 day	1 wk	1 mth	1 yr
SENSEX	80710	-0.4%	-0.8%	-3.3%	2.7%
MIDCAP	45596	-0.1%	-0.9%	-2.6%	-0.1%
SMLCAP	52831	-0.3%	-1.8%	-3.6%	1.5%
AUTO	53362	0.4%	-0.1%	-0.5%	-3.9%
BANKEX	61620	-0.3%	-1.0%	-3.2%	9.0%
Capital Goods	68701	0.3%	0.3%	-5.0%	-2.1%
FMCG	20524	-0.6%	1.2%	1.7%	-7.7%
Health Care	44174	-0.5%	-3.6%	-1.6%	10.4%
IT	34471	-0.5%	-1.3%	-10.0%	-12.3%
METAL	31092	0.1%	-0.7%	-2.4%	2.4%
Oil & Gas	26150	-1.0%	-3.9%	-7.8%	-15.2%
Power	6695	0.3%	-0.6%	-2.2%	-17.2%
Realty	7050	-0.5%	-1.9%	-6.5%	-9.8%

Margin Trading Disclosure (Rs. In Cr)	Last	1 day	1 wk	1 mth	3 mth
Op. Scripwise Outstanding	92022	0.2%	0.1%	6.4%	34.1%
Fresh Exposure	5190	-12.8%	-8.4%	-18.3%	-1.9%
Exposure liquidated	5742	0.8%	-1.4%	-5.8%	22.7%
Closing Net scripwise outstanding	91469	-0.7%	-0.4%	5.4%	32.1%

NSE USD Futures	05-Aug	04-Aug	Var (%)
July Expiry (Rs./\$)	86.49	86.49	0.0%
Aug Expiry (Rs./\$)	85.97	85.97	0.0%
Total Turnover (Rs. Crore)	1199	1344	-11%

Sectors	TTM PE
Auto	30.78
Auto Ancillary	42.42
Banking	14.23
Engineering	46.35
Cement	69.12
Diamonds & Jewellery	43.16
Housing Finance	23.57
Infrastructure & Const	25.98
Metals-Aluminium	28.25
Metal – Steel	17.47
Oil Expl.	6.99
Pharma	9.92
Power – Gen. Supp.	39.27
Information Tech.	28.66
Sugar	17.35
Telecom Serv. Prov.	38.75
Tyres	33.26

Hero Moto: Monthly Sales Volume Growth (YoY) (Source: Company data)



10 year G-Sec Yield	Current	Previous	Change
US	4.22%	4.21%	1 bps
Japan	1.48%	1.47%	1 bps
India	6.33%	6.32%	1 bps
UK	4.52%	4.51%	1 bps
Libor 3 Mths	4.85%	4.85%	(0) bps

Indian Eco Data	Current	Previous	Var(%)
Forex Reserve (US\$ in bn)	602	698	-13.8%
Inflation - WPI	-0.13%	0.39%	(52) bps
Inflation - CPI	2.10%	2.82%	(72) bps

India GDP	Q3FY25	Q2FY25	Var(%)
Growth	7.38%	6.40%	98 bps

Monetary Policy	Current	Previous	Change
Repo Rate	5.50%	6.00%	(50) bps
Reverse Repo Rate	3.35%	3.35%	0 bps
CRR	4.00%	4.00%	0 bps
O/S Banking System Liquidity (Rs bn)	3687	4265	(578.8)

IIP Growth %	Jun-25	Jun-24	Apr-Feb
IIP	1.5	4.9	3.3
Capital Goods	3.5	3.6	7.9
Mining	3.9	3.5	3.8
Manufacturing	-2.6	8.6	2.1
Electricity	-8.7	10.3	0.4

ADR Price Movement

Company	Price (US\$)	Volume	Previous Day Price	Volume	Variance (%)	No. of Share Per ADR	ADR Price (Rs.)	BSE Price	Variance (%)
Infosys Tech	16.20	22539895	16.48	18306007	-1.70%	1	1422.40	1460.30	-2.6%
Wipro	2.68	9808718	2.67	12843569	0.37%	1	235.31	245.91	-4.3%
Dr.Reddy's	13.67	1117767	13.79	1940716	-0.87%	1	1200.26	1214.80	-1.2%
ICICI Bank	32.83	3621930	33.19	5376167	-1.08%	2	1441.28	1444.40	-0.2%
HDFC Bank	75.73	1021415	76.48	1734131	-0.98%	3	2216.43	1977.60	12.1%

GDR's (US\$)

	Prices	Prev. Close	Change	Var %
L&T	41.30	41.00	0.3	0.7%
RIL	62.90	63.70	(0.8)	-1.3%
SBI	91.30	90.90	0.4	0.4%

US Economy Data	Current	Previous
Inflation (%) (YoY)	2.70%	2.40%
Unemployment (%)	4.20%	4.10%

Interest Rate (%)	Current	Previous
Fed Rate	4.50%	4.50%

US GDP	Q2CY25	Q1CY25
Growth (QoQ Annualized)	3.00%	-0.50%

China Economy Data	Current	Previous
GDP	5.20%	5.40%
Inflation – CPI (%)	0.10%	-0.10%

Economic Calendar

	Date
Indian GDP Data	29 Aug
Indian Inflation Data CPI	12 Aug
Indian Inflation Data WPI	14 Aug
Indian Monetary Policy	06 Aug
India's Industrial Production (IIP)	28 Aug
US Inflation Data	12 Aug
US GDP	28 Aug
US Unemployment Data	05 Sep
US Fed Rate	17 Sep
China GDP	20 Oct
China Inflation Data	09 Aug

Event Update

Name	Date	Purpose
ADF Foods Ltd.	06/08/25	Rs.0.60 per share(30%)Final Dividend
AVT Natural Products Ltd.	06/08/25	Rs.0.40 per share(40%)Final Dividend
Blue Dart Express Ltd.	06/08/25	Rs.25.00 per share(250%)Final Dividend
Bombay Dyeing And Manufacturing Company Ltd.	06/08/25	Rs.1.20 per share(60%)Final Dividend
DMR Hydroengineering & Infrastructures Ltd.	06/08/25	Rs.0.13 per share(1.3%)Final Dividend
Fermenta Biotech Ltd.	06/08/25	Rs.2.50 per share(50%)Final Dividend
Grauer & Weil (India) Ltd.	06/08/25	Rs.0.50 per share(50%)Final Dividend
Hester Biosciences Ltd.	06/08/25	Rs.7.00 per share(70%)Final Dividend
Kirloskar Industries Ltd.	06/08/25	Rs.13.00 per share(130%)Final Dividend
Kriti Nutrients Ltd.	06/08/25	Rs.0.30 per share(30%)Final Dividend
Mercury Laboratories Ltd.	06/08/25	Rs.3.50 per share(35%)Final Dividend
Phoenix Overseas Ltd.	06/08/25	Dividend
Rajratan Global Wire Ltd.	06/08/25	Rs.2.00 per share(100%)Final Dividend
Ramco Industries Ltd.	06/08/25	Rs.1.00 per share(100%)Final Dividend
The Anup Engineering Ltd.	06/08/25	Rs.17.00 per share(170%)Final Dividend
The Ramco Cements Ltd.	06/08/25	Rs.2.00 per share(200%)Final Dividend
Avanti Feeds Ltd.	07/08/25	Rs.9.00 per share(900%)Final Dividend
Bayer CropScience Ltd.	07/08/25	Rs.35.00 per share(350%)Final Dividend
CCL Products (India) Ltd.	07/08/25	Rs.5.00 per share(250%)Final Dividend
Central Depository Services (India) Ltd.	07/08/25	Dividend
Chembond Chemicals Ltd.	07/08/25	Rs.1.25 per share(25%)Final Dividend
Dhunseri Investments Ltd.	07/08/25	Rs.3.00 per share(30%)Final Dividend
Disa India Ltd.	07/08/25	Rs.100.00 per share(1000%)Final Dividend
Esab India Ltd.	07/08/25	Rs.42.00 per share(420%)Final Dividend
La Opala RG Ltd.	07/08/25	Rs.7.50 per share(375%)Final Dividend
Linde India Ltd.	07/08/25	Rs.12.00 per share(120%)Final Dividend
Lumax Auto Technologies Ltd.	07/08/25	Rs.5.50 per share(275%)Final Dividend
Lumax Industries Ltd.	07/08/25	Rs.35.00 per share(350%)Final Dividend
Mysore Petro Chemicals Ltd.	07/08/25	Rs.2.00 per share(20%)Final Dividend
Naga Dhunseri Group Ltd.	07/08/25	Dividend
Nava Ltd.	07/08/25	Rs.6.00 per share(600%)Final Dividend
PI Industries Ltd.	07/08/25	Rs.10.00 per share(1000%)Final Dividend
Sharda Cropchem Ltd.	07/08/25	Rs.6.00 per share(60%)Final Dividend
Symphony Ltd.	07/08/25	First Interim Dividend
Aaron Industries Ltd.	08/08/25	Dividend
Alkem Laboratories Ltd.	08/08/25	Rs.8.00 per share(400%)Final Dividend
Ceat Ltd.	08/08/25	Rs.30.00 per share(300%)Final Dividend
Computer Age Management Services Ltd.	08/08/25	Rs.11.00 per share(110%)Interim Dividend
Flair Writing Industries Ltd.	08/08/25	Rs.1.00 per share(20%)Final Dividend
Gujarat Containers Ltd.	08/08/25	Rs.1.50 per share(15%)Final Dividend
Gujarat Hotels Ltd.	08/08/25	Rs.3.00 per share(30%)Final Dividend
Hindalco Industries Ltd.	08/08/25	Rs.5.00 per share(500%)Final Dividend
Indian Oil Corporation Ltd.	08/08/25	Rs.3.00 per share(30%)Final Dividend
Kronox Lab Sciences Ltd.	08/08/25	Rs.0.50 per share(5%)Final Dividend
Matrimony.Com Ltd.	08/08/25	Rs.5.00 per share(100%)Final Dividend
Multi Commodity Exchange Of India Ltd.	08/08/25	Rs.30.00 per share(300%)Dividend
Nestle India Ltd.	08/08/25	Bonus issue
Oriental Aromatics Ltd.	08/08/25	Rs.0.50 per share(10%)Final Dividend
Paras Defence And Space Technologies Ltd.	08/08/25	Rs.0.50 per share(5%)Final Dividend
Premco Global Ltd.	08/08/25	Rs.4.00 per share(40%)First Interim Dividend
Quess Corp Ltd.	08/08/25	Rs.6.00 per share(60%)Final Dividend
Shilchar Technologies Ltd.	08/08/25	Rs.12.50 per share(125%)Final Dividend
Shradha AI Technologies Ltd.	08/08/25	Rs.0.60 per share(30%)Final Dividend
Sonata Software Ltd.	08/08/25	Rs.1.25 per share(125%)Interim Dividend
Steelcast Ltd.	08/08/25	First Interim Dividend
Varroc Engineering Ltd.	08/08/25	Rs.1.00 per share(100%)Final Dividend
Vishnu Chemicals Ltd.	08/08/25	Rs.0.30 per share(15%)Final Dividend
Voith Paper Fabrics India Ltd.	08/08/25	Rs.10.00 per share(100%)Final Dividend
Wonderla Holidays Ltd.	08/08/25	Rs.2.00 per share(20%)Final Dividend

Bulk Deal As On 05/08/25

BSE

Security Code	Security Name	Client Name	Deal	Quantity	Price
530027	AADIIND	KRISHA VISHAL TALREJA	B	80075	5.08
532335	AMBICAAGAR	IRAGE BROKING SERVICES LLP	S	209318	29.24
532335	AMBICAAGAR	IRAGE BROKING SERVICES LLP	B	269487	29.32
531237	DHRUVCA	NARENDRA HIMATSINGKA	S	34828	157.7
531237	DHRUVCA	SIDDHANT DAGA	B	25000	157.7
526473	ELEFLOR	GREEN PEAKS ENTERPRISES LLP	S	79231	10.05
526473	ELEFLOR	GREEN PEAKS ENTERPRISES LLP	B	117228	10.05
526473	ELEFLOR	PRABHU LAL MEENA	S	147407	10.05
540190	FRANKLININD	PARNIT VENTURES PRIVATE LIMITED	B	12845000	1.12
540190	FRANKLININD	PRAS INVESTMENT PRIVATE LIMITED	B	50760000	1.12
540190	FRANKLININD	RATHOD MANOJ CHHAGANLAL HUF	S	5000000	1.12
539449	IGCIL	JIVAIB TRADING PRIVATE LIMITED	S	1043450	3.67
532303	INTEGHIT	SNEHA SANJEEV LUNKAD	S	1410	2.96
532303	INTEGHIT	SNEHA SANJEEV LUNKAD	B	101695	2.86
532303	INTEGHIT	UMEHABIBA INKLAB KHAN	S	100000	2.86
540468	KMSMEDI	KASHYAP BIPINCHANDRA MEHTA HUF	B	20000	126.5
537707	LADDU	KAUSHAL HITESHBHAI PARIKH	S	1814142	3.82
537707	LADDU	KAUSHAL HITESHBHAI PARIKH	B	1814143	3.82
511000	MADHUSE	ANKITGERA	S	89576	21.29
542206	NIVAKA	ABHAYKUMAR GHISULAL PARMAR	S	560000	3.84
542206	NIVAKA	MALANI WEALTH ADVISORS PRIVATE LIMITED	B	1135000	3.84
542206	NIVAKA	SHILPA ABHAYKUMAR PARMAR	S	575000	3.84
540416	OCTAWARE	MOHAMMED SIRAJ MOINUDDIN GUNWAN	S	288000	25.46
540416	OCTAWARE	SHAHNAWAZ AJAZUDDIN SHAIKH	S	112000	25.46
540416	OCTAWARE	WALKING TREE TECHNOLOGIES PRIVATE LIMITED	B	400000	25.46
539287	ORTINGLOBE	SURESH GADALEY	B	58200	17.54
544460	PATELCHEM	NEO APEX VENTURE LLP	S	131200	94.45
544460	PATELCHEM	ZETA GLOBAL FUNDS (OEIC) PCC LIMITED - ZETA SERIES C FUND PC	B	347200	99.01
543396	PAYTM	ANTFIN (NETHERLANDS) HOLDING B.V.	S	18643863	1067.53
543396	PAYTM	ANTFIN NETHERLANDS HOLDING BV	S	18643863	1067.63
543396	PAYTM	MY ASIAN OPPORTUNITIES MASTER FUND LP	B	3500000	1067.5
543396	PAYTM	SOCIETE GENERALE	B	3400000	1067.5
543396	PAYTM	SOCIETE GENERALE ODI	B	3350000	1067.5
543540	PGCRL	DIMPLE PREMKUMAR SHETH	B	19800	140.15
543540	PGCRL	RANDEEP SINGH	S	23400	140.15
532933	PORWAL	SHRENI SHARES LTD	B	88377	55.58
531257	PRATIKSH	JAYESHKUMAR KANTILAL PATEL	S	107090	19.87
531257	PRATIKSH	YASMIN MAHEBOOB AJMERWALA	B	45090	19.87
536659	PVINFRA	NORTHEAST BROKING SERVICES LIMITED	B	1000000	5.39
544463	REPONO	ABHAIKUMAR AMOLAKCHAND NAHAR	B	93600	90.08
544463	REPONO	SANDEEP SINGH	B	54000	83.78
530179	RSCINT	GYAN CHAND JAIN HUF	S	183303	47.69
530179	RSCINT	SONAL KAMAL GUPTA	B	200000	47.69
531797	SCANPRO	NIRMAL GUPTA	S	27000	68.53
538875	SELLWIN	ANKITKUMAR VIHOL	S	2500000	7.74
540259	SHANGAR	PRAS INVESTMENT PRIVATE LIMITED	B	4223458	0.45
540259	SHANGAR	PUTHURKAITHAKKOTTU SEBASTIAN MATHEW	S	4150000	0.45
511447	SYLPH	NEO APEX VENTURE LLP	S	5000000	0.93
511447	SYLPH	NIRAJ RAJNIKANT SHAH	B	20118765	0.96
534755	TRIOMERC	HRIDAY AATISH SHAH	S	563939	0.57

539798	UMIYA	MULTIPLIER SHARE & STOCK ADVISORS PRIVATE LIMITED	S	94152	34.78
539798	UMIYA	MULTIPLIER SHARE & STOCK ADVISORS PRIVATE LIMITED	B	17665	34.78
539798	UMIYA	PACE STOCK BROKING SERVICES PVT LTD	B	59662	34.78
539798	UMIYA	PREETI BHAUKA	B	99000	34.7
538610	UNISON	SHALIN MAHESHBHAI SHAH	B	320000	25.05
524661	WELCURE	MANISH RAJPUT	S	2365970	10.11
524661	WELCURE	SHUBHAM ASHOKBHAI PATEL	S	910649	10.11
503641	ZODIACVEN	MANGALDHAM ENTERPRISES PVT LTD	S	200000	8.16

NSE					
Security Code	Security Name	Client Name	Deal	Quantity	Price
AGUL	A G Universal Limited	AUM SECURITIES PVT. LTD.	SELL	64000	59.73
AGUL	A G Universal Limited	LIMITED SHIVJI FINANCE & INVESTMENTS PRIVATE	BUY	38000	59.8
CPPLUS	Aditya Infotech Limited	INVESCO MUTUAL FUND	BUY	984716	1023.57
BRNL	Bharat Road Network Ltd	VISTAR FINANCIERS PRIVATE LIMITED	SELL	437478	19.69
GATECHDVR	GACM Technologies Limited	VENKATA TIRUPATI RAO JONNA	SELL	6472168	0.47
KAYTEX	Kaytex Fabrics Limited	LEADING LIGHT FUND VCC - THE VINTAGE	SELL	88800	151.14
KAYTEX	Kaytex Fabrics Limited	MALANI WEALTH ADVISORS PRIVATE LIMITED	BUY	104000	144
KAYTEX	Kaytex Fabrics Limited	MANSI SHARE AND STOCK BROKING PRIVATE LIMITED	BUY	132000	141.17
KAYTEX	Kaytex Fabrics Limited	NEO APEX VENTURE LLP	BUY	86400	136.84
LAXMIINDIA	Laxmi India Finance Ltd	BOFA SECURITIES EUROPE SA	SELL	354508	141.12
LLOYDSENGG	LLOYDS ENGG WORK LIM	LLOYDS ENTERPRISES LIMITED	SELL	1420000	70.5
LLOYDSENGG	LLOYDS ENGG WORK LIM	THRIVENI EARTHMOVERS PRIVATE LIMITED	BUY	1420000	70.5
MVKAGRO	M.V.K. Agro Food Prod Ltd	INDO THAI SECURITIES LTD	BUY	312000	250.07
MVKAGRO	M.V.K. Agro Food Prod Ltd	KALPALABDHI SECURITIES PRIVATE LIMITED	SELL	106800	250.2
MVKAGRO	M.V.K. Agro Food Prod Ltd	MULTIPLIER SHARE & STOCK ADVISORS PRIVATE LIMITED	SELL	80400	250.1
MVKAGRO	M.V.K. Agro Food Prod Ltd	NEO APEX SHARE BROKING SERVICES LLP	BUY	78000	250.1
MVKAGRO	M.V.K. Agro Food Prod Ltd	NEO APEX VENTURE LLP	SELL	398400	250.08
MASTER	Master Components Limited	MITTAL ANALYTICS PRIVATE LIMITED	BUY	20000	355.05
MASTER	Master Components Limited	MUDDURAJ CHANDRASHEKHAR KULKARNI HUF	SELL	50000	352.22
MASTER	Master Components Limited	SAFIR ANAND	BUY	20000	350
MASTER	Master Components Limited	SHRIKANT HANMANT JOSHI HUF	SELL	50000	352.22
MOKSH	Moksh Ornaments Limited	VINCENT COMMERCIAL COMPANY LIMITED	SELL	520987	13.65
ORTINGLOBE	ORTIN GLOBAL LIMITED	PRABHA RAMESHKUMAR GUPTA	SELL	50000	17.19
ORTINGLOBE	ORTIN GLOBAL LIMITED	SURESH GADALAY	BUY	91800	17.1
PROFX	Pro FX Tech Limited	NISHANT JAIN	BUY	96000	123.88

Disclosure:

Research Reports that are published by Nirmal Bang Securities Private Limited (hereinafter referred to as "NBSPL") are for private circulation only. NBSPL is a registered Research Analyst under SEBI (Research Analyst) Regulations, 2014 having Registration no. INH000001766. NBSPL is also a registered Stock Broker with National Stock Exchange of India Limited, BSE Limited, Metropolitan Stock Exchange of India Limited, Multi Commodity Exchange of India Limited and , National Commodity and Derivative Exchange Limited in Capital Market , Equity and Commodities derivatives segments and Currency Derivatives Segment .

NBSPL has other business divisions with independent research teams separated by Chinese walls, and therefore may, at times, have different or contrary views on stocks and markets.

NBSPL or its associates have not been debarred / suspended by SEBI or any other regulatory authority for accessing / dealing in securities Market since last 20 years. NBSPL, its associates or analyst or his relatives do not hold any financial interest (Except Investment) in the subject company. NBSPL or its associates or Analyst do not have any conflict or material conflict of interest at the time of publication of the research report with the subject company. NBSPL or its associates or Analyst or his relatives may or may not hold beneficial ownership of 1% or more in the subject company at the end of the month immediately preceding the date of publication of this research report.

NBSPL or its associates / analyst has not received any compensation / managed or co-managed public offering of securities of the company covered by Analyst during the past twelve months. NBSPL or its associates have not received any compensation or other benefits from the company covered by Analyst or third party in connection with the research report. Analyst has not served as an officer, director or employee of Subject Company. NBSPL / analyst has not been engaged in market making activity of the subject company.

Analyst Certification: The research analysts and authors of these reports, hereby certify that the views expressed in this research report accurately reflects my/our personal views about the subject securities, issuers, products, sectors or industries. It is also certified that no part of the compensation of the analyst(s) was, is, or will be directly or indirectly related to the inclusion of specific recommendations or views in this research. The analyst(s) principally responsible for the preparation of this research report and has taken reasonable care to achieve and maintain independence and objectivity in making any recommendations.

Disclaimer:

The Research Report is for the personal information of the authorized recipient and does not construe to be any investment, legal or taxation advice. NBSPL is not soliciting any action based upon it. Nothing in the research report shall be construed as a solicitation to buy or sell any security or product, or to engage in or refrain from engaging in any such transaction. In preparing the research report, we did not take into account the investment objectives, financial situation and particular needs of the reader.

The research report has been prepared for the general use of the clients of NBSPL and must not be copied, either in whole or in part, or distributed or redistributed to any other person in any form. If you are not the intended recipient you must not use or disclose the information in the research report in any way. Though disseminated to all the customers simultaneously, not all customers may receive the research report at the same time. NBSPL will not treat recipients as customers by virtue of their receiving the research report. The research report is not directed or intended for distribution to or use by any person or entity resident in a state, country or any jurisdiction, where such distribution, publication, availability or use would be contrary to law, regulation or which would subject NBSPL & its group companies to registration or licensing requirements within such jurisdictions.

The report is based on the information obtained from sources believed to be reliable, but we do not make any representation or warranty that it is accurate, complete or up-to-date and it should not be relied upon as such. We accept no obligation to correct or update the information or opinions in it. NBSPL or any of its affiliates or employees shall not be in any way responsible for any loss or damage that may arise to any person from any inadvertent error in the information contained in the research report. NBSPL or any of its affiliates or employees do not provide, at any time, any express or implied warranty of any kind, regarding any matter pertaining to this report, including without limitation the implied warranties of merchantability, fitness for a particular purpose, and non-infringement. The recipients of the research report should rely on their own investigations.

This information is subject to change without any prior notice. NBSPL reserves its absolute discretion and right to make or refrain from making modifications and alterations to this statement from time to time. Nevertheless, NBSPL is committed to providing independent and transparent recommendations to its clients, and would be happy to provide information in response to specific client queries.

Before making an investment decision on the basis of research report, the reader needs to consider, with or without the assistance of an adviser, whether the advice is appropriate in light of their particular investment needs, objectives and financial circumstances. There are risks involved in securities trading. The price of securities can and does fluctuate, and an individual security may even become valueless. International investors are reminded of the additional risks inherent in international investments, such as currency fluctuations and international stock market or economic conditions, which may adversely affect the value of the investment. Opinions expressed are subject to change without any notice. Neither the company nor the director or the employees of NBSPL accept any liability whatsoever for any direct, indirect, consequential or other loss arising from any use of the research report and/or further communication in relation to the research report. Here it may be noted that neither NBSPL, nor its directors, employees, agents or representatives shall be liable for any damages whether direct or indirect, incidental, special or consequential including lost revenue or lost profit that may arise from or in connection with the use of the information contained in the research report.

Copyright of this document vests exclusively with NBSPL.

Our reports are also available on our website

Registration granted by SEBI and certification from NISM in no way guarantee performance of NBSPL or provide any assurance of returns to investors.

Nirmal Bang Research (Division of Nirmal Bang Securities Pvt. Ltd.)

B-2, 301/302, Marathon Innova,
Opp. Peninsula Corporate Park
Off. Ganpatrao Kadam Marg
Lower Parel(W), Mumbai-400013
Board No. : 91 22 6723 8000/8001
Fax. : 022 6723 8010